



**December 9, 2020**

# Welcome & Introductions

---

**Thank you for joining us!**

Please share your name and what organization you are representing in the chat box.



# Featured Presentation

---

**Sana Ali**

Product Manager, Healthix, Inc.

[Sali@healthix.org](mailto:Sali@healthix.org)





# Healthix

EXCHANGING HEALTH INFORMATION  
TO TRANSFORM PATIENT CARE

## Homeless and Unstably Housed Project

December 09, 2020



**Strategic  
Health  
Information  
Exchange  
Collaborative**



# About Healthix



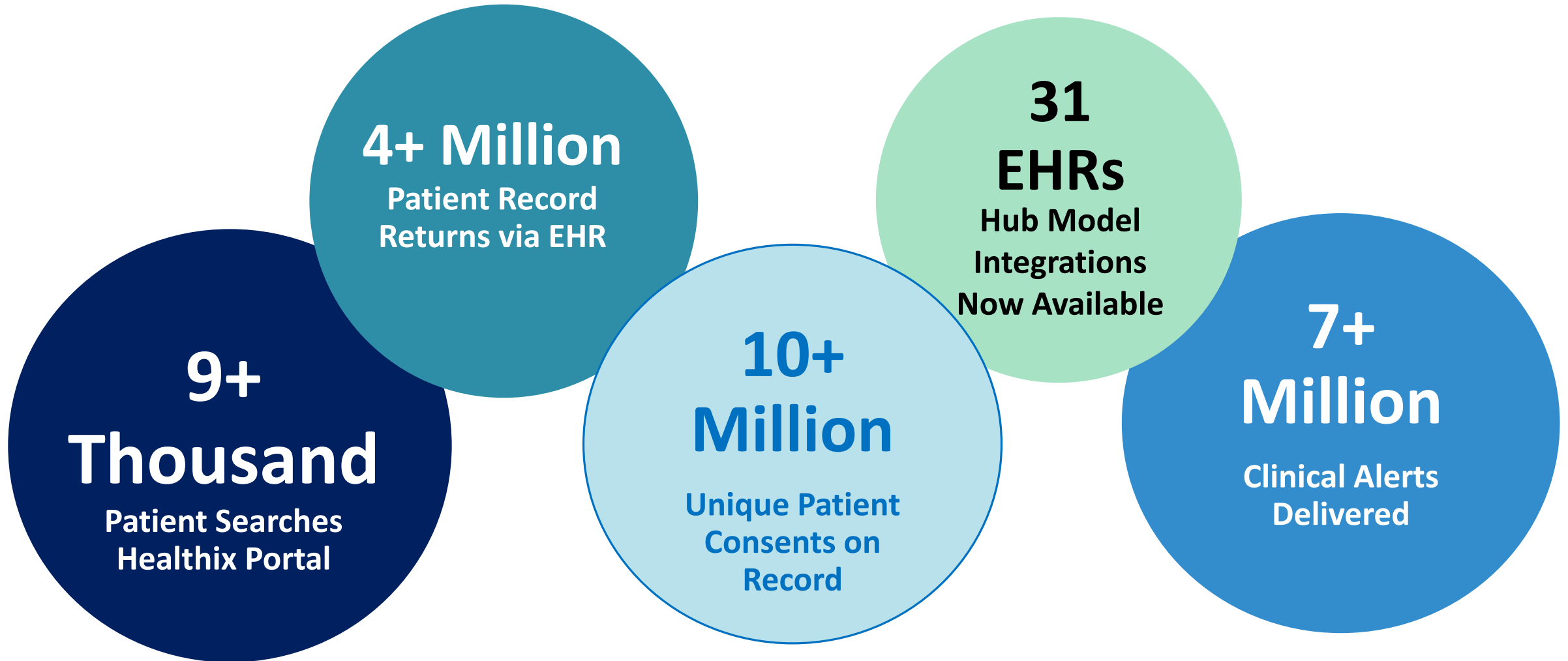
# Largest Public HIE in the Nation

## More Than 20,000,000 Patients

Healthix uses sophisticated software to reconcile over 100 million provider Medical Record Numbers (MRNs) into composite profiles of more than 20,000,000 patients who've had encounters in past 24 months.

# HEALTHIX: A QUICK SNAPSHOT

As of Nov 2020 – Monthly Avg



# Healthix Exchanging Data to Support

## CLINICAL CARE



- Individual patient care
- Emergency care
- Chronic disease management
- Care coordination

## POPULATION HEALTH



- Pay for performance
- Quality measures
- Disease management
- Social Determinants of Health

## PUBLIC HEALTH



- Clinical care in Public Health (HIV, homeless, BH and DD)
- Public health investigations
- Disaster response, bio-surveillance

## RESEARCH



- Cohort Identification
- Retrospective analyses
- Prospective studies
- Clinical trial enrollment

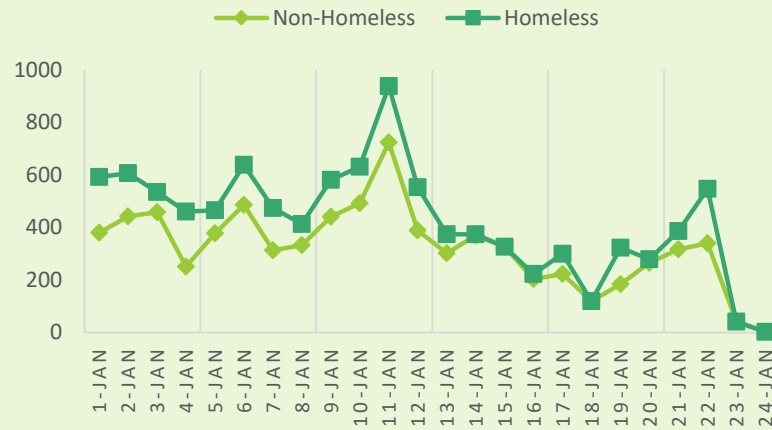
## CONSUMER ENGAGEMENT



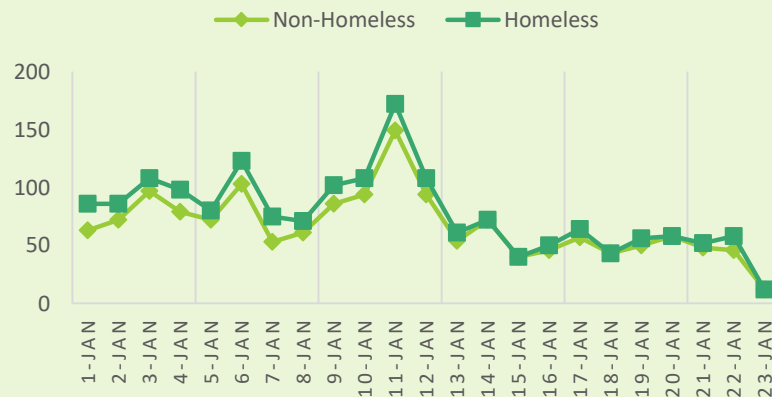
- Life Insurance health assessment
- Consumer Access to their data

# New York City Homelessness: The Basic Facts

FREQUENT ED VISITS



EARLY RETURNS TO ED



- In recent years, homelessness in New York City has reached **the highest levels since the Great Depression of the 1930s**.
- The number of homeless New Yorkers sleeping each night in municipal shelters is now **59 percent higher** than it was ten years ago.
- Of street homeless New Yorkers, **a large majority are people living with mental illness or other severe health problems**.
- Compared to homeless families, homeless single adults have much **higher rates of serious mental illness, addiction disorders, and other severe health problems**.
- Chronic health conditions such as **high blood pressure, diabetes, and asthma become worse** because there is no safe place to store medications properly.

SOURCES:

[https://www.coalitionforthehomeless.org/wp-content/uploads/2020/08/NYCHomelessnessFactSheet-62020\\_citations.pdf](https://www.coalitionforthehomeless.org/wp-content/uploads/2020/08/NYCHomelessnessFactSheet-62020_citations.pdf)  
<https://nhchc.org/wp-content/uploads/2019/08/homelessness-and-health.pdf>



# Homeless and Unstably Housed Project - Overview

## GOAL

The goal of the project was to improve the health outcomes of homeless and unstably housed persons by developing services and products for better care management and coordination.

## OBJECTIVES

- Identify proxies for homelessness.
- Improve linking of homeless patient records.
- Support effective and coordinated interventions and care management.

# Homeless Registry

Identify and catalogue all potential proxies for homelessness to create a database.

## HEALTHIX SOURCES

- Address analysis in HealthShare platform.
- Categorization: Unknown, Homeless Shelter, Hospital Address, Place of Worship and Civic Buildings.
- Address analysis from Participants' registration data.

## EXTERNAL SOURCES

- Reviewed numerous external sources to enhance the Registry data.
  - **The Homeless Shelter Directory**
    - Breaking Ground
    - Covenant House Crisis Shelter
    - Grand Central Neighborhood Social Services Corporation
    - Olivieri Drop-In Center
    - Holy Apostle Soup Kitchen
    - Bellevue's Men's Shelter
    - The Church of the Blessed Sacrament Transitional Residence
    - The Bowery Mission
    - The Salvation Army



# Tagging and Validation Homeless Records



Tag homeless patients in the Healthix system, Healthix ran all its MPI records against the newly created Homeless Registry and flagged all records where the primary residential address matched with one of the addresses in the registry.



These records were then separated by facility in separate files and sent to the advisory council members from various organizations for validation.



Each entity validated the housing status of their clients using various methodologies including manual chart review and data exportation from their EHRs and/or Registration System(s).



While the participants were able to validate the status for most cases, some could not be confirmed with certainty due to reasons such as being lost to follow up or deceased.



# Homeless Population in Healthix – Analysis

Sr. No	Analysis	Count	Percentage
1	Total Number of Links (distinct person identities)	30,065,416	
1.1	Links That have at least one Homeless Address within them	482,817	1.61%
1.1.a	Links with at least one homeless address that are singletons (The homeless address MRN is the only record in the LinkID)	215,779	44.69%
1.1.b	Links with at least one homeless addresses that contain >1 MRN (duplicate records were matched together within the LinkID)	267,038	55.31%
1.2	Links That have no Homeless Addresses within them	29,582,599	98.39%
2	Total Unique Source & Natives (MRNs)	98,780,994	
2.1	Source & Natives that have at least one homeless address listed within them	789,736	0.80%
2.2	Source & Natives that have no Homeless Addresses within them	97,991,258	99.20%
2.3	Homeless Source & Natives that are linked to at least 1 non-homeless Source & Native	464,956	58.87%
2.4	Homeless Source & Natives with at least 1 Homeless Address that have matched to a Verato reference identity at least once	326,548	41.35%
3	Distinct Number of Records (postIdentity events – aka individual add and update events)	213,827,129	
3.1	Number of Records (postIdentity events) with a Homeless Address	1,355,870	0.63%
3.2	Number of Records (postIdentity events) with no Homeless Addresses	212,471,259	99.37%
3.3	Homeless Records that have Augmented to a carbon record (Verato reference identity)	421,293	31.07%
3.4	Homeless Records that have not augmented to a carbon record (Verato reference identity)	934,577	68.93%
4.1	Singleton Links (LinkIDs that are comprised of only a single MRN – aka no duplicates found)	13,755,470	45.75%
4.2	Non-Singleton Links	16,309,946	54.25%

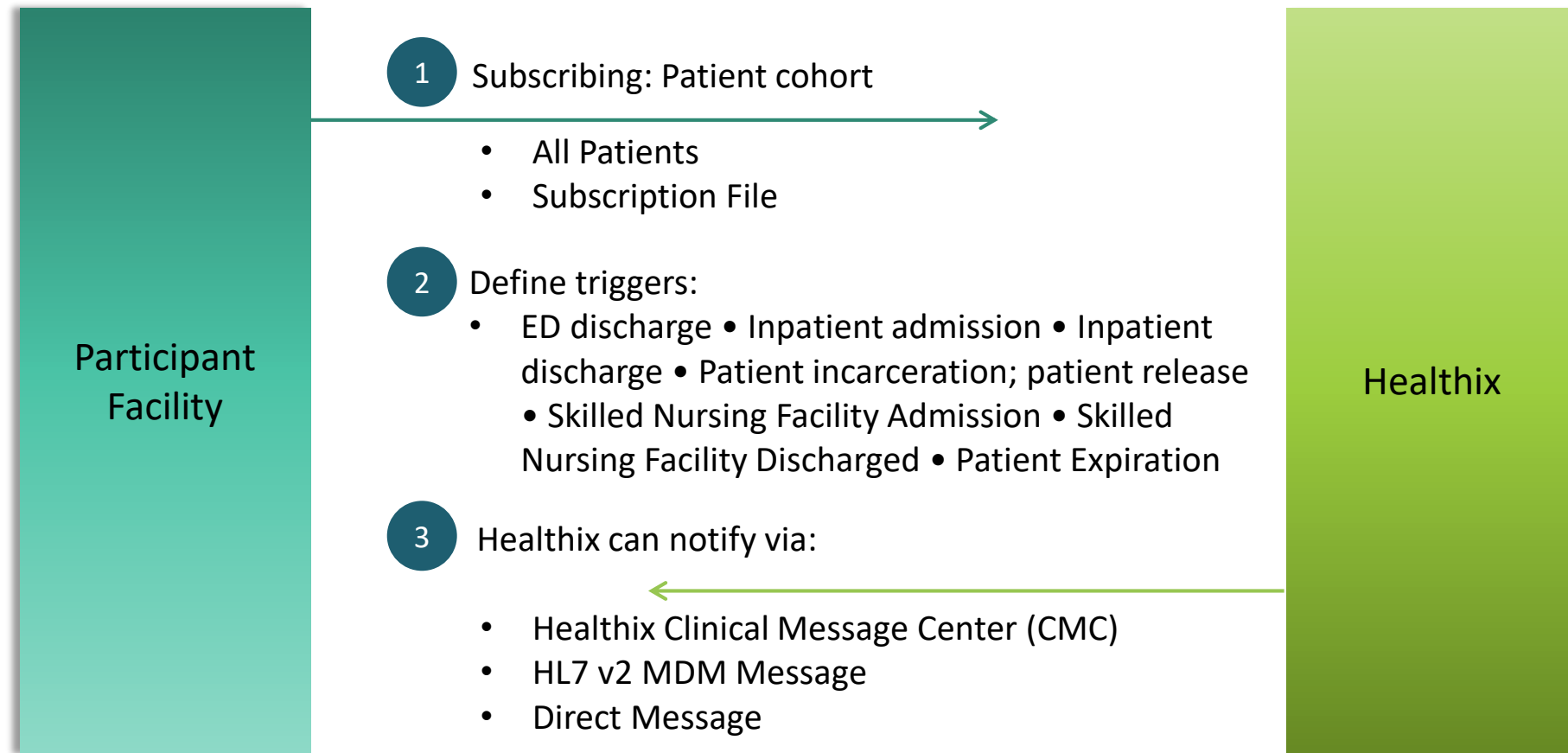
# Homeless Population in Healthix – Analysis

Label	Counts	Percentages
1 Total Number of Distinct Person Identities (distinct Verato LinkIDs)	31,902,953	
2 Identities/LinkIDs that have a single distinct Facility represented within them	15,385,403	48.23%
3 Identities/LinkIDs that have more than one distinct Facility represented within them	16,517,550	51.77%
4 Identities/LinkIDs that have at least one recorded Homeless Address	498,899	1.56%
5 Identities/LinkIDs with at least one homeless address and are comprised of only a single source system record/MRN (The record/MRN was not matched to any other records/MRNs)	217,913	43.68%
Identities/LinkIDs with at least one homeless address that contain >1 record/MRN (duplicate		
6 records/MRNs were matched together within the Identity)	280,986	56.32%
7 Identities/LinkIDs that have no Homeless Addresses within them	31,404,054	98.44%

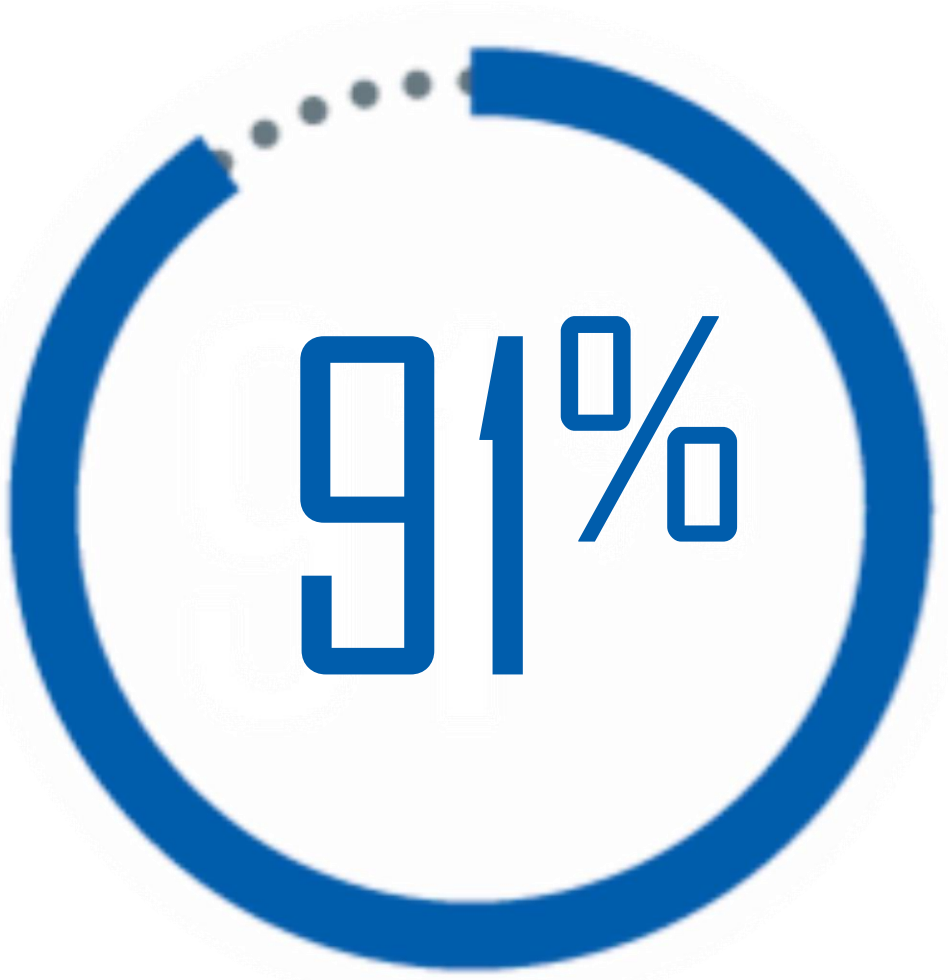
Label	Counts	Percentages
1 Total Number of Distinct Person Identities (distinct Verato LinkIDs)	32,034,522	
2 Identities/LinkIDs that have a single distinct Facility represented within them	15,536,429	48.50%
3 Identities/LinkIDs that have more than one distinct Facility represented within them	16,498,093	51.50%
4 Identities/LinkIDs that have at least one recorded Homeless Address	612,126	1.91%
5 Identities/LinkIDs with at least one homeless address and are comprised of only a single source system record/MRN (The record/MRN was not matched to any other records/MRNs)	368,819	60.25%
Identities/LinkIDs with at least one homeless address that contain >1 record/MRN (duplicate		
6 records/MRNs were matched together within the Identity)	243,307	39.75%
7 Identities/LinkIDs that have no Homeless Addresses within them	31,422,396	98.09%

# Homeless Alerts

- Alerts to track and connect with difficult-to-locate patients.
- Alerts to connect care teams across diverse care settings treating the same patient.



# Remaining Opportunities for Healthix



91%

- Ensure data completeness, quality and integrity.
- In addition to homeless indicator, add unstably housed / history of homelessness indicator.
- Develop predictive models to identify individuals who are at risk of being unstably housed or homeless.
- Improve linking of patient records for homeless patients.
- Develop analytics/reports to improve understanding of where and how the homeless are receiving care and their outcomes.

# THANK YOU



**Sana Ali**  
**Healthix, Inc.**

[sali@healthix.org](mailto:sali@healthix.org)

**Direct: 332 230 0041**

**Mobile: 646 899 3450**

[www.healthix.org](http://www.healthix.org)

# LIHC Updates

- NYS Budget Updates
- CHAS Surveys – We need your help!
- Flu Vaccine Campaign
- COVID-19 Vaccine

## ***Flu vaccines work***

Flu vaccine prevents millions of illnesses and flu-related doctor's visits each year. During 2018-2019, flu vaccination prevented an estimated

- 4.4 million influenza illnesses
- 2.3 million influenza-associated medical visits
- 58,000 influenza-associated hospitalizations
- 3,500 influenza-associated deaths



Suburban  
Hospital Alliance  
of New York State, LLC



County  
Health Officials  
of New York

This message brought to you by  
your local hospital and local  
county health department.

# Moving Forward

---

- Cat Beeman's farewell
- How can the LIHC help you moving forward?

# Adjournment

---

Thank you!

[www.lihealthcollab.org](http://www.lihealthcollab.org)

(631) 257-6964

[info@lihealthcollab.org](mailto:info@lihealthcollab.org)