

Behavioral Health

Presented by



Data Sources

Statewide Planning and Research Cooperative System (SPARCS):

A comprehensive all payer data reporting system that collects patient level detail on patient characteristics, diagnoses and treatments, services, and charges for each **hospital** inpatient stay and outpatient visit.

Vital Statistics:

A database that contains the cause of death and demographic information for residents of New York State.

Mental Health

Quick Facts about Mental Health

- In 2012 Long Island had
 - 389,268 adults with “Any Mental Illness”
 - 150,732 adults with “At Least One Major Depressive Episode”
 - 68,329 adults with “Serious Mental Illness”
 - 77,248 adults with “Serious Thought of Suicide”
- In 2013 Long Island had
 - 391,409 adults with “Any Mental Illness” (+.55%)
 - 151,545 adults with “At Least One Major Depressive Episode” (+.54%)
 - 68,703 adults with “Serious Mental Illness” (+.55%)
 - 77,749 adults with “Serious Thought of Suicide” (+.65%)

The Effect of Mental Health on the Population – National Survey on Drug Use and Health – Estimated Prevalence of the 18+ Population

2012	Nassau	Suffolk	Long Island	New York State
Any Mental Illness	17.7%	17.7%	18%	19%
At Least One Major Depressive Episode	7%	7%	7%	7%
Serious Mental Illness	3.1%	3.1%	3%	4%
Serious Thoughts of Suicide	3.5%	3.5%	4%	4%

2013	Nassau	Suffolk	Long Island	New York State
Any Mental Illness	17.7%	17.7%	18%	19%
At Least One major Depressive Episode	7%	7%	7%	7%
Serious Mental Illness	3.1%	3.1%	3%	4%
Serious Thoughts of Suicide	3.5%	3.5%	4%	4%

*Source: Conference of Local Mental Hygiene Directors Behavioral Health Information Portal— National Survey on Drug Use and Health (NSDUH)

ICD 9 Codes Used

Mental Diseases and Disorders-primary diagnosis (ICD 9):

Psychosis (290-299)

Neurotic disorders, personality disorders, and other nonpsychotic mental disorders (300-316)

Mental retardation (317-319)

Excluding:

291.0-291.9 - Alcohol induced mental disorders;

292.0-292.9 - Drug induced mental disorders;

303.0-303.9 - Alcohol dependence syndrome;

304.0-304.9 - Drug dependence syndrome.

Self Inflicted Injury E-Code (ICD 9):

Suicide and Self-Inflicted Injury (E950-E959)

Mental Health Indicators

	Nassau	Suffolk	Long Island	NYS	NYSxNYC	Target
% adults with poor mental health for 14+ days in last month (2013-2014)*	8.0%	13.8%	11.1%	11.5%	N/A	10.1%
Average Age Adjusted mental disease and disorder ED Visits/100,000 (2012-2014)**	1296.35	1524.80	1418.76	1979.86	1728.09	N/A
Average Age Adjusted mental disease and disorder hospitalizations/100,000**	445.59	421.46	429.47	600.27	552.84	N/A
Adjusted suicide mortality/100,000*	6.4	8.9	7.7	7.8	N/A	5.9
Average Age Adjusted self-inflicted injury ED visits/100,000**	63.07	87.16	76.00	105.41	132.72	N/A
Average Age Adjusted self-inflicted injury hospitalization/100,000**	55.01	54.05	54.49	58.15	68.29	N/A

*Prevention Agenda Dashboard (2013-2018)

**SPARCS Database 2012-2014

Average Age Adjusted Mental Disease and Disorder Rates by Gender

Hospitalizations/100,000 (2012-2014)**	Nassau	Suffolk	Long Island	NYS	NYSxNYC
Male	465.59	434.96	446.74	650.81	560.34
Female	426.65	422.76	420.56	553.01	545.35

ED Visits/100,000 (2012-2014)**	Nassau	Suffolk	Long Island	NYS	NYSxNYC
Male	1440.17	1673.19	1564.89	2320.57	1831.20
Female	1160.15	1432.12	1303.64	1660.59	1627.63

Average Age Adjusted Mental Disease and Disorders Rate by Race/Ethnicity

Hospitalizations/100,000 (2012-2014)**	Nassau	Suffolk	Long Island	NYS	NYSxNYC
Male - White	442.12	425.91	419.63	480.33	503.01
Female - White	418.09	429.02	408.95	465.13	505.23
Male - Black	962.34	758.63	945.86	1250.35	1022.50
Female – Black	665.07	502.91	663.01	814.80	863.93
Male – Hispanic	289.45	189.06	242.63	531.72	483.20
Female - Hispanic	328.62	204.05	278.58	437.49	484.45

**SPARCS Database 2012-2014

Average Age Adjusted Mental Disease and Disorders Rate by Race/Ethnicity

ED Visits/100,000 (2012-2014)**	Nassau	Suffolk	Long Island	NYS	NYSxNYC
Male - White	1371.57	1525.82	1457.63	1584.48	1590.84
Female - White	1147.96	1355.20	1263.54	1328.46	1474.75
Male - Black	2698.18	2601.18	2655.52	4300.06	3240.48
Female – Black	1830.39	1862.71	1847.28	2490.16	2530.59
Male – Hispanic	1413.45	1193.04	1287.17	2532.40	1933.73
Female - Hispanic	1185.03	1057.84	1110.72	1655.66	1708.39

**SPARCS Database 2012-2014

Average Age Adjusted Self-Inflicted Injury Rates by Gender

Hospitalizations/100,000 (2012-2014)**	Nassau	Suffolk	Long Island	NYS	NYSxNYC
Male	39.99	43.94	42.08	50.28	55.71
Female	69.75	66.00	67.79	65.67	80.41

ED Visits/100,000 (2012-2014)**	Nassau	Suffolk	Long Island	NYS	NYSxNYC
Male	47.94	73.24	61.50	92.89	110.57
Female	77.88	103.98	91.69	117.46	154.35

Average Age Adjusted Self-Inflicted Injury Rate by Race/Ethnicity

Hospitalizations/100,000 (2012-2014)**	Nassau	Suffolk	Long Island	NYS	NYSxNYC
Male - White	44.52	44.03	44.19	47.47	53.83
Female - White	73.98	65.01	69.07	66.76	78.50
Male - Black	36.09	40.14	37.87	53.66	62.16
Female – Black	54.51	61.02	57.05	55.48	78.53
Male – Hispanic	26.76	24.90	25.54	40.73	49.89
Female - Hispanic	62.98	42.55	51.38	53.30	75.64

Average Age Adjusted Self-Inflicted Injury Rate by Race/Ethnicity

ED Visits/100,000 (2012-2014)**	Nassau	Suffolk	Long Island	NYS	NYSxNYC
Male - White	52.82	65.94	60.16	84.16	102.06
Female - White	84.88	95.19	90.70	117.27	146.71
Male - Black	50.06	66.63	57.52	109.52	149.22
Female – Black	72.96	110.44	89.08	103.62	171.73
Male – Hispanic	41.61	71.61	58.26	103.55	135.40
Female - Hispanic	91.69	112.47	102.75	130.40	201.86

Substance Abuse

ICD 9 Codes Used

Substance Abuse – Any Diagnosis (ICD 9):

Alcohol Induced Mental Disorders (291.xx)

Drug Induced Mental Disorders (292.xx)

Alcohol Dependence Syndrome (303.xx)

Drug Dependence Syndrome (304.xx)

Nondependent Abuse of Drugs (305.xx)

Substance Abuse – Opiates (ICD 9):

Opioid Type Dependence (304.0x)

Combinations of Opioid Type Drug with any Drug Dependence (304.7x)

Opiate Poisonings (965.0x)

Using the SPARCS database, a patient with a primary or secondary diagnosis with the above codes was included

ICD 10 Codes Used

All Drug Overdose Deaths

Accidental Poisonings by Drugs (X40-X44)

Intentional Self-poisoning by Drugs (X60-X64)

Assault by Drug Poisoning (X85)

Drug Poisoning of Undetermined Intent (Y10-Y14)

Using the Vital Statistics database, a patient with a primary cause of death with the above codes was included

Substance Abuse Indicators

	Nassau	Suffolk	Long Island
Average Age Adjusted Substance Abuse Hospitalizations/100,000**	1336.07	1873.92	2581.20
Average Age Adjusted Substance Abuse ED Visits/100,000**	2691.54	4092.18	4208.15
Average Age Adjusted Opioid - Substance Abuse Hospitalizations/100,000**	194.92	320.38	262.50
Average Age Adjusted Opioid - Substance Abuse ED Visits/100,000**	198.48	306.76	256.79
Average Age Adjusted Drug Overdose Mortality/100,000***	10.17	14.54	12.52
Age Adjusted Percentage of Adult Binge Drinking during the past month*	13.4%	17.3%	14.4%

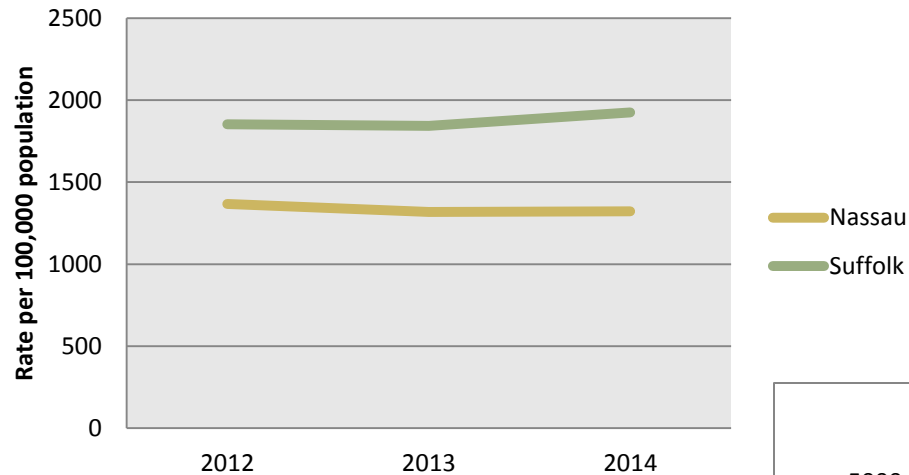
*Prevention Agenda Dashboard (2013-2018)

**SPARCS Database 2012-2014

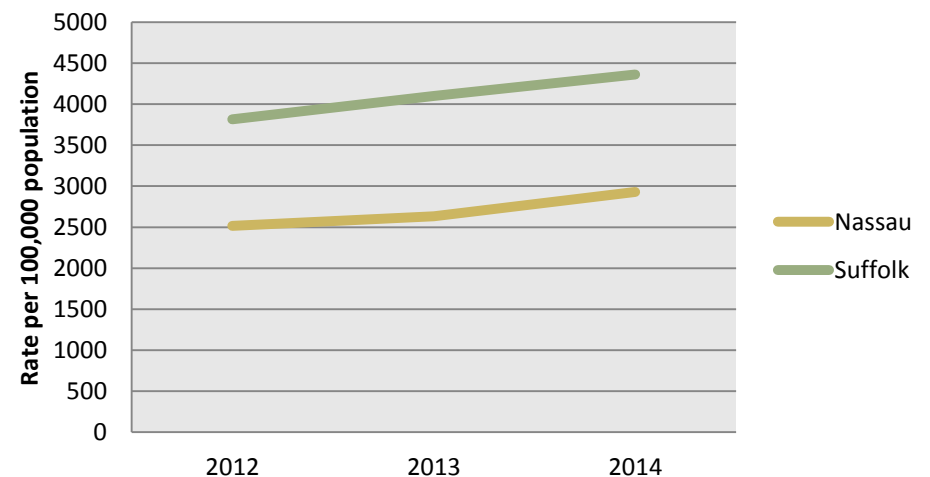
***Vital Statistics Database 2012-2014

Trend of Substance Abuse

Hospitalizations Due to Substance Abuse

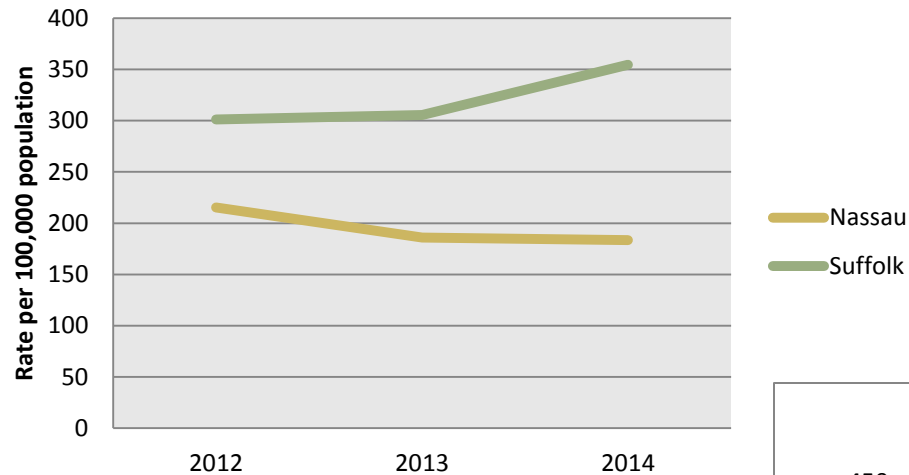


ED Visits Due to Substance Abuse



Trend of Opioid Substance Abuse

Hospitalizations Due to Opioid Substance Abuse



ED Visits Due to Opioid Substance Abuse

